



American Indian Clients with an Opioid Use Disorder: Descriptive Information

INTER-TRIBAL COUNCIL OF MICHIGAN, INC.

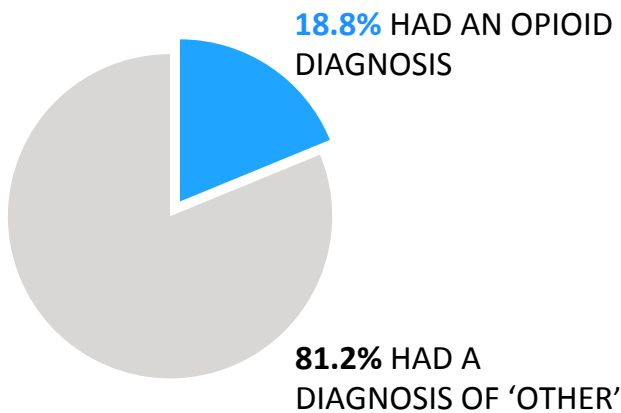
Purpose: To describe differences between clients with an opioid use disorder and clients with other diagnoses at intake.

Source: The combined Inter-Tribal Council of Michigan Access to Recovery and Tribal Opioid Treatment and Recovery Project client intake data for 12-1-15 thru 12-31-17.

Target Population: American Indian/Alaskan Natives age 12 and older with a substance use disorder, who are enrolled tribal members, descendants or non-native family members residing in a tribal service area in Michigan.

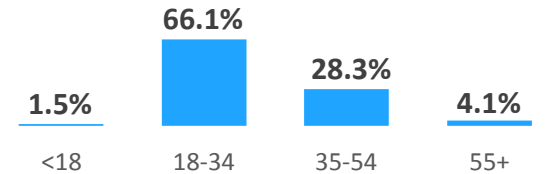
CLIENTS SERVED – 3,224

TOTAL NUMBERS

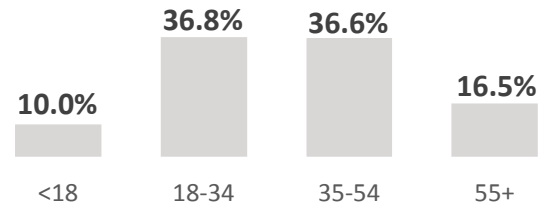


CLIENTS WITH OPIOID DIAGNOSIS

AGE



CLIENTS WITH OTHER DIAGNOSIS



CLIENTS WITH OPIOID DIAGNOSIS

GENDER

SLIGHTLY MORE WERE WOMEN



44.7%



55.1%

CLIENTS WITH OTHER DIAGNOSIS

SLIGHTLY MORE WERE WOMEN



49.9%

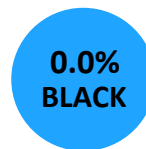


50.0%

CLIENTS WITH OPIOID DIAGNOSIS

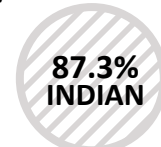
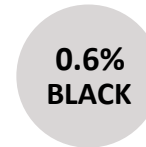
MAJORITY WERE AI/AN

RACE



CLIENTS WITH OTHER DIAGNOSIS

MAJORITY WERE AI/AN



CLIENTS WITH OPIOID DIAGNOSIS

34.4% of CLIENTS WITH OPIOID DIAGNOSIS WERE EMPLOYED OR ATTENDING SCHOOL



CLIENTS WITH OTHER DIAGNOSIS


50.3% of CLIENTS WITH OTHER DIAGNOSIS WERE EMPLOYED OR ATTENDING SCHOOL



EMPLOYMENT

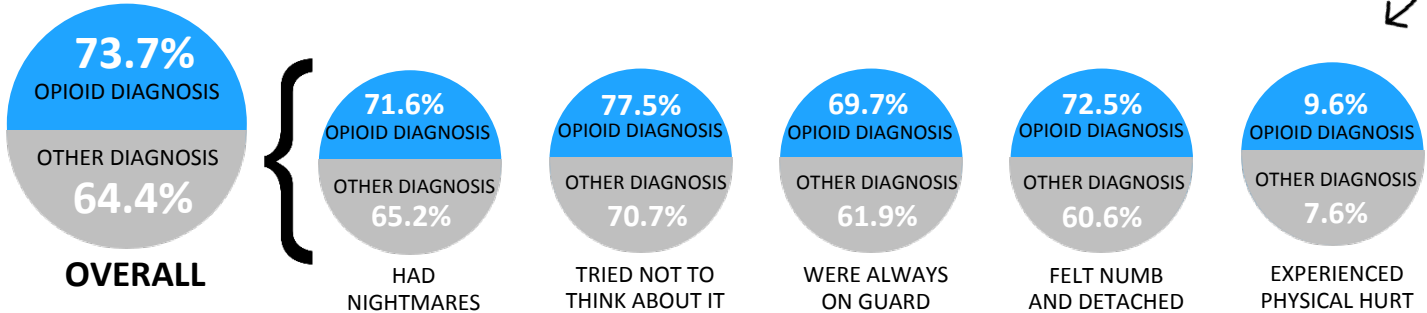


36.8% of **PREGNANT** CLIENTS HAD AN OPIOID DIAGNOSIS



75.6% of CLIENTS WITH OPIOID DIAGNOSIS **HAD CHILDREN**

PAST TRAUMA EXPERIENCED BY CLIENTS AT INTAKE
OF THOSE THAT HAD EXPERIENCED ANY VIOLENCE OR TRAUMA...



MEASURES REPORTED BY CLIENTS AT INTAKE

PERCENT OF CLIENTS WHO REPORTED...

OPIOID DIAGNOSIS

OTHER DIAGNOSIS

Measure	Opioid Diagnosis	Other Diagnosis
EXPERIENCING SERIOUS DEPRESSION FOR AT LEAST ONE DAY OR MORE OF THE LAST 30 DAYS	61.7%	45.4%
EXPERIENCING SERIOUS ANXIETY OR TENSION FOR ONE DAY OR MORE OF THE LAST 30 DAYS	74.7%	57.0%
BEING ARRESTED OR COMMITTING A CRIME IN THE LAST 30 DAYS	13.8%	7.5%
THEY WERE CURRENTLY AWAITING CHARGES, TRIAL, OR SENTENCING	24.1%	13.8%
THEY WERE CURRENTLY ON PAROLE OR PROBATION	39.7%	29.3%
HAVING NEGATIVE HEALTH/ BEHAVIOR/ SOCIAL CONSEQUENCES OF SUBSTANCE ABUSE IN THE PAST 30 DAYS	60.1%	34.3%

FOR MORE INFORMATION, PLEASE CONTACT:

EVA PETOSKEY | 231-357-4886 | EPETOSKEY@ITCMI.ORG

SAMHSA Grant # TI025514 Inter-Tribal Council of Michigan Access to Recovery
SAMHSA Grant # TI080228 Inter-Tribal Council of Michigan is a sub-recipient of this award