


GIKINAWAABI

LESSON 1

LESSON: APPRECIATING BOOKS

**ACTIVITY: CREATING YOUR BOOK
NOOK!**



LESSON 1

APPRECIATING BOOKS



LESSON OBJECTIVE

The child will learn to love reading with their family member while developing an appreciation and respect for books.

MEDICINE WHEEL WISDOM

The child's learning journey with Gikinawaabi has just begun! This is symbolized by the Eastern direction of the medicine wheel. The East is the time of new beginnings, Spring, and where the sun comes up. With a family's love, support and encouragement, the child can grow as a learner and observer!

FAMILY OUTCOMES: PICCOLO

- Attends to the child's actions
- Is physically close to the child
- Shows Enthusiasm for what the child is doing
- Supports the child's choices
- Understands the importance of reading to their child

CHILD BEHAVIOR OUTCOMES: LOLLIPOP

- Shows interest in reading with their family
- Knows how books are read
- Can Identify various parts of a book
 - Author, Front Page, Beginning & End of the book
- Shows respect in handling and caring for books
- Active and attentive listening
- Interacts during read-aloud and book conversations
- Uses emergent reading skills
- Retells stories

HOME VISITOR LESSON OVERVIEW

Materials Needed:

- **Lesson**
 - Three Books from inventory
- **Activity**
 - Books
- **Leave Behind**
 - Medicine Wheel Early Learning Journey Sheet
 - Tip Sheet "How to Read to a Child"

LESSON

1. With the family, discuss the important aspects of reading to a child:
 - Ask the family about their experiences with books and reading.
 - Remind caregiver's that every child develops skills at their own pace.
 - Remind the caregivers of the importance of being physically close to the child while reading.
 - Explain that it is good to read the same book if the child requests it.
 - Ask questions about the book before reading it (such as where is the cover or title).
 - Point to the text and pictures with your finger as you read.
 - Model respect and careful handling of books.

LESSON 1

APPRECIATING BOOKS



LESSON

2. Ask the child to choose a book

3. Read the book and show the family how to provide encouragement to their child and reassure them that their child's curious behaviors are normal and expected.

- Encourage child to talk about what they see in the book.
- Point to the words and letters for familiarity and recognition.
- Ask questions about the text and pictures.
- Ask the child "why" and "how" questions from the book.
- Provide encouraging support to the child:
 - "I noticed how you turned the pages..."
 - "I see how gentle you are being with the book..."
 - "You are really enjoying this book..."

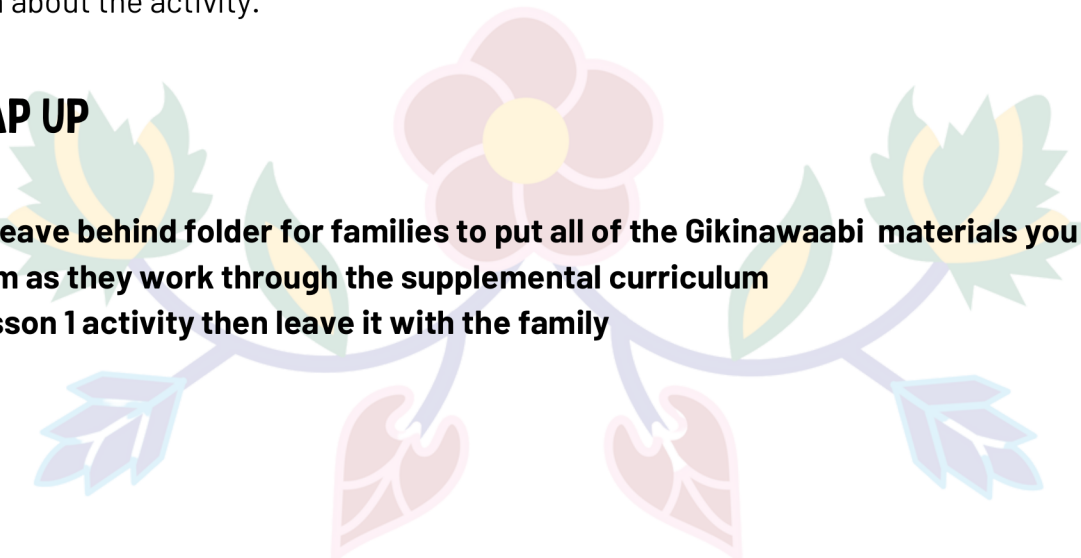


IT IS VERY IMPORTANT TO GIVE THE CHILD TIME TO RESPOND TO QUESTIONS AS THEY ARE LEARNING!

4. Transition the family member to lead the activity with the child. The home visitor provides guidance, encouragement, and acknowledgement of a job well done. Point out positive behaviors, provide positive feedback, supports the child's book selections or decisions, and/or shows enthusiasm about the activity.


LESSON WRAP UP

- **Provide a leave behind folder for families to put all of the Gikinawaabi materials you will be giving them as they work through the supplemental curriculum**
- **Explain lesson 1 activity then leave it with the family**



LESSON 1 ACTIVITY

YOUR BOOK NOOK!



CREATING YOUR BOOK NOOK

- Help the child create or identify a “reading nook” or space where you can read together.
- Encourage them to put fun personal things in it to make it a fun space for reading together.
 - Pillows, stuffed animals, toys etc.
- This can be a place they can go if they want alone time, a place to read in and they can keep their Gikinawaabi work there too.
- You can help the child along the way if they need it or ask for it.
- This helps them form some independence and feeling that they are the ones making decisions for their own space.




GIKINAWAABI

LESSON 1

ADDITIONAL LEAVE BEHIND PAGES

- **TIP SHEET "HOW TO READ TO A CHILD"**
- **MEDICINE WHEEL EARLY LEARNING JOURNEY**



TIP SHEET

HOW TO READ TO A CHILD

- Remember that every child develops skills at their own pace, so be patient and encourage positive behaviors by praising your child often.
- Read one-on-one to children on laps or snuggled close by in small groups where children can see and touch the book.
- Read the same book over and over if children request it.
- Actively engage children in reading time. Ask questions about the book before reading it (such as where is the cover or title) and pose questions to the child about what is happening, or will happen, in the book.
- Point to the text and pictures with your finger as you read.
- Teach children how to properly care for and handle books. Model respect and careful handling of books.
- Take advantage of your local resources. Take your child to get their own library card so they can check out books, and attend 'story-time' at the local library.



THE EARLY LEARNING JOURNEY FOR CHILDREN AND FAMILIES

NORTH

Symbolizes wisdom. on the early learning journey, this direction can be associated with mastery of an activity or concept including the child's ability to complete and enjoy math, writing, coloring, and reading in preparation for kindergarten.

EAST

Symbolizes a new beginning . The child should be supported by their family with positive encouragement and love. Begin early learning activities with easy and fun concepts like coloring and counting. Home visitors can point out when a parent or child demonstrates a positive behavior.

SOUTH

Symbolizes growth. Parents and Home Visitors will help the child grow their correct skills with gentle direction, such as the correct way to hold a pencil. Careful, loving attendance to the child's cues, and consistent repetition of activities will help the child grow even more.

WEST

Symbolizes the harvest. This is time for doing! A child and their family will continue to practice concepts and activities after the Home Visitor leaves. Home Visitors can help the family reinforce early learning by brainstorming ideas for reading, writing, and math in & out of the home.

