


GIKINAWAABI

LESSON 9

LESSON: ANIMAL GRAPHING

ACTIVITY1: DUCKS, EAGLES, BUTTERFLIES, OH MY!

ACTIVITY2: NUMBER MATCHING



LESSON 9

ANIMAL GRAPHING



LESSON OBJECTIVE

The child is able to use concepts and number operations while the parent understands that teaching math can be done in everyday life.

MEDICINE WHEEL WISDOM

Many types of animals share the earth with people. There are animals that fly, swim, crawl, walk on two legs, or walk on four legs. We can use animals to introduce counting and numbers at home.

FAMILY OUTCOMES: PICCOLO

- Helps the child say and identify names and number symbols
- Caregiver is aware that counting and sorting can be included in everyday life
- Knows that the learning opportunities can be implemented often

CHILD BEHAVIOR OUTCOMES: LOLLIPOP

- Can say number names and count objects verbally
- Associates verbal numbers with the correct number symbol
- Practices writing numerals
- Is able to sort and match like symbols and colors

HOME VISITOR LESSON OVERVIEW

Materials Needed:

- **Lesson**
 - Animal Graph Pages
 - Home Visitor Prep: Laminate (if available) and cut out ahead of time
 - Number symbols sheet
 - Number Tracing Sheet
- **Activity 1**
 - Coloring utensils
 - Ducks, Eagles, Butterflies, OH MY! coloring sheets
- **Activity 2**
 - Number Matching cards
- **Leave Behind**
 - Tip Sheet "Math During Everyday Home Routines"
 - Number Tracing Sheet

LESSON

1. Sit beside the child and reintroduce numbers 1-10 using the graph
2. Point out the 4 animal categories on the graph and demonstrate how they relate to different categories.

LESSON 9

ANIMAL GRAPHING



LESSON

3. Encourage and assist the child to place an animal in a category. (No right or wrong answers).
4. Encourage and assist the child to say the number names and identify number symbols as animals are placed on the graph.



SUPPORT THE CHILD WITH IDENTIFYING NUMBER SYMBOLS AND NAMES IF NECESSARY!


5. After demonstrating a few times, transition to the parent into leading the activity and working with the child on graphing the remaining animals.
 - Encourage parents to say number names and identify number symbols with the child as they graph.
6. When parent and child are done placing pictures, have child count the rows
 - Verbally counting objects (maybe not in order).
 - Verbally counting to 10 OR Counts objects accurately using one number name for each object to 5
7. Compare numbers of the finished graph:
 - Child understands the concepts of one, two, or more
 - Recognizes and names the number of items in a small set up to 5 instantly
 - Makes sets of 6-10 objects and then describes the parts; identifies which has more, less, or same: counts all or counts on to find out how many
8. Have the child identify, write, or trace the number of animals in each column on the total graph numbers page.

LESSON WRAP UP

- **Choose the lesson 9 activity you would like to do with the family and explain it to them.**
 - **You may choose to do both or leave one with the family to do at a later time.**
- **Ask if they have any questions about the activity.**

LESSON 9 ACTIVITY 1

DUCKS, EAGLES & BUTTERFLIES, OH MY!




EXPLORE THE ANIMALS

- Use the animal coloring sheets to help the child identify some of the animals that they placed on the Medicine Wheel Animal Graph.
 - Each page is either “Flyers,” “Swimmers,” “Four-Legs,” or “Crawlers.”
- Talk about any differences and similarities you may notice about the animals.
- These are animals that can be found in relation to the Medicine Wheel.
- Help the child practice holding a writing tool if needed as they color.
 - It’s okay if they go outside the lines or the coloring isn’t perfect. We want the child to get used to holding the utensil and to explore their creative side!



LESSON 9 ACTIVITY 2

NUMBER MATCHING



FIND THE MATCHING NUMBER!

- Sit next to or across from your child
- Using a flat surface lay out the letter cards
 - You can lay them face up and have the child find the match
 - Or you can lay them face down and taking turns with your child flipping them up to see if your child can remember where the match is!
- Name the numbers as you move them around
 - Note out loud any special numbers you come across
 - Examples can include:
 - The child's age
 - Your address




GIKINAWAABI

LESSON 9

ADDITIONAL LEAVE BEHIND PAGES

- **MEDICINE WHEEL ANIMAL GRAPH**
 - **ANIMALS**
 - **GRAPH TOTAL NUMBERS**
- **DUCKS, EAGLES, BUTTERFLIES, OH MY!**
- **NUMBER MATCHING CARDS & PRINTING INSTRUCTIONS**




MEDICINE WHEEL

	1	2	3	4	5	6
FLYERS						
SWIMMERS						
FOUR LEGS						
CRAWLERS						



ANIMAL GRAPH

7				
8				
9				
10				
Total				




GRAPH MANIPULATIVES




CUT OUT ANIMALS TO MOVE AROUND THE GRAPH LAMINATE IF AVAILABLE



ROBIN



WHITEFISH



TURTLE



HAWK




FOX




DUCK



BEAVER




CATERPILLAR



SALAMANDER



FAWN




SALMON



SQUIRREL



CRANE




RABBIT



HUMMING BIRD




SNAIL



SPIDER



WOLF



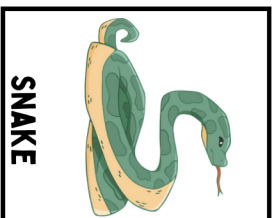
BALD EAGLE



LOON



SKUNK



SNAKE



DEER



DRAGONFLY


GRAPH MANIPULATIVES




CUT OUT ANIMALS TO MOVE AROUND THE GRAPH LAMINATE IF AVAILABLE



BEAR



PERCH



BOBCAT



WOODPECKER



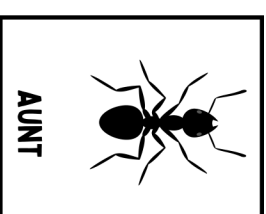
OTTER



BISON



MOOSE



AUNT



PINE MARTIN




FROG



PORCUPINE




BUTTERFLY



WORM




HORSE



STURGEON



CAT




PIKE




BEE



DOG



CRAYFISH



BROOK TROUT



RACCOON




GOOSE



FOX


GRAPH MANIPULATIVES




CUT OUT ANIMALS TO MOVE AROUND THE GRAPH LAMINATE IF AVAILABLE



JICHIKWE'A



ADIKMEK



MSHIKÉ



BEBAMSEJEK



WAAGOSH



SHISHIBE



MEK



BÉBAMODÉT



MÉKATE



GÉDGENÉ



GIGOS



JEDMO



AJIIJAAK




WABOZO



NANOKSHI



BÉBAMODÉT



ÉSPIKÉ



ME'INGEN



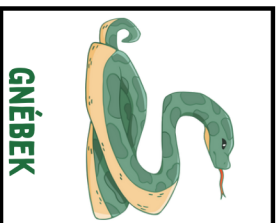
MGESHWASH



MAG



SHEGAK



GNÉBEK



SEKSI



BOJKWANSI

GRAPH MANIPULATIVES



CUT OUT ANIMALS TO MOVE AROUND THE GRAPH LAMINATE IF AVAILABLE



MKO



SAWE



BEZHO



MÉMÉ



GDEDE



BGOJ BSHEKE



MOZO



ANGMENOS



MABZHASHI



MEKCHAKO



MABGAK




MEMIKI



MOSÉ



NÉKDOSHA



NAMÉ



KAZHO




GNOZHÉ




AMO



NEMOSH



ZINAKWEGESHI



MAZHMEKMWSE



ÉSPEN



NEKA




MAKSHÉ

GRAPH TOTAL NUMBERS



CUT OUT NUMBERS TO PLACE IN TOTAL COLUMN ON GRAPH



1

2

3

4

5

6

7

8


9

10

GRAPH TOTAL NUMBERS



CUT OUT NUMBERS TO PLACE IN TOTAL COLUMN ON GRAPH



WRITE YOUR OWN!

--	--	--

--	--	--

--	--	--

--	--	--

--	--	--

--	--	--

--	--	--

--	--	--

--	--	--





--	--	--

--	--	--

--	--	--





DUCKS, EAGLES, BUTTERFLIES, OH MY!









DUCKS, EAGLES, BUTTERFLIES, OH MY!









DUCKS, EAGLES, BUTTERFLIES, OH MY!






DUCKS, EAGLES, BUTTERFLIES, OH MY!



NUMBER MATCH

PRINTING INSTRUCTIONS

- Change the printer settings to print 2 sided front to back
- Select only the pages you wish to print
 - Page 1 front- Page 2 back for 1-10
 - Page 3 Front- 4 back for 11-20
- Print 2 copies (so you can find the match)
- Cut the squares out ahead of time
 - you can cut out 1-10 and 11-20 or just one or the other depending on where the child is at





3

6

2

5

1

4



9



8



7

10



11

12

13

14

15

16



17

18

19

20